



Introduction to Gitpod



Samsul Ma'arif
<https://www.linkedin.com/in/samsulmaarif/>



November 7th 2020





Introduction

Samsul Ma'arif


DevOps Engineer - DOT Indonesia

- <https://www.dot.co.id>
- <https://nacita.id>
- <https://blankonlinux.or.id>






What's ur fav code editor?

- Atom
 - Visual Studio Code
 - Geany
 - Other ↵
- 



Online Dev Environment

- 
- AWS Cloud9
 - Visual Studio Code Online
 - GitLab IDE
 - Gitpod ↩

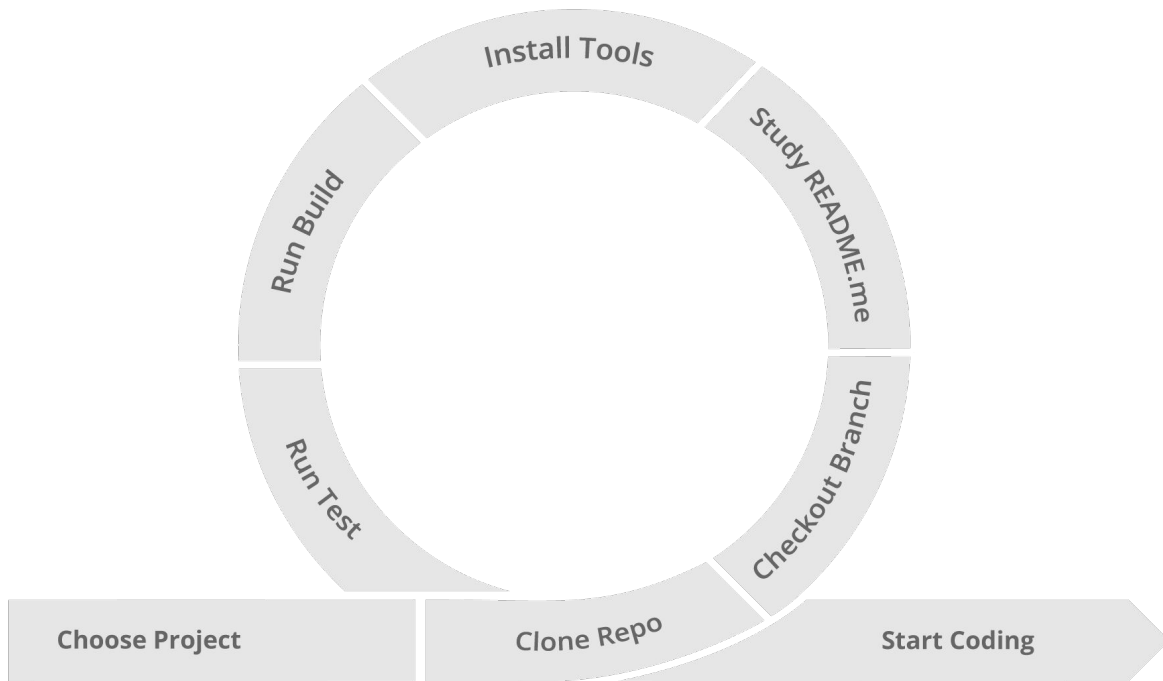


Gitpod

- Gitpod is frictionless coding.
- One-Click Online-IDE for GitHub, GitLab, and Bitbucket
- Gitpod launches ready-to-code development environments

<https://www.gitpod.io>

Usual way





With Gitpod



Choose Project

Start Coding

Gitpod

- Eclipse Theia Online IDE
 - VS Code Extensions available
- Free for public repositories
 - 50 hours per month
- Free for public & private repositories (self-hosted)
- Strong cooperation with GitHub
 - Create and review Pull Requests
- Browser extensions
 - Mozilla Firefox
 - Chrome

Introduction

- [https://gitpod.io/#\[the GitHub repository you want to open\]](https://gitpod.io/#[the GitHub repository you want to open])
 - <https://gitpod.io/#https://github.com/samsulmaarif/irgsh-go>
- That's it

Environmental adjustment

- Some tools may be missing by default
- Adjust with the following files
 - `.gitpod.yml`
 - `.gitpod.Dockerfile`

.gitpod.yml

- You can set the Docker image to be used for opening environment
- You can manage the processing and extensions when the workspace is opened

.gitpod.Dockerfile

- Docker image definition file to use when opened with Gitpod
- Doesn't have to be named .gitpod.Dockerfile, we can use existing Dockerfile (if any) and add it to .gitpod.yml
- Also created when you run `gp init`

Demo

Sponsored by:



OICNDI

November 7th 2020

Thanks

Sponsored by:

vmware®

 boer
technology

 ONF



OICNDI

November 7th 2020